



Township of South-West Oxford
312915 Dereham Line
Mt. Elgin, ON N0J 1N0
Attn: cbo@swox.org

TOWNSHIP OF SOUTH-WEST OXFORD

BUILDING DEPARTMENT

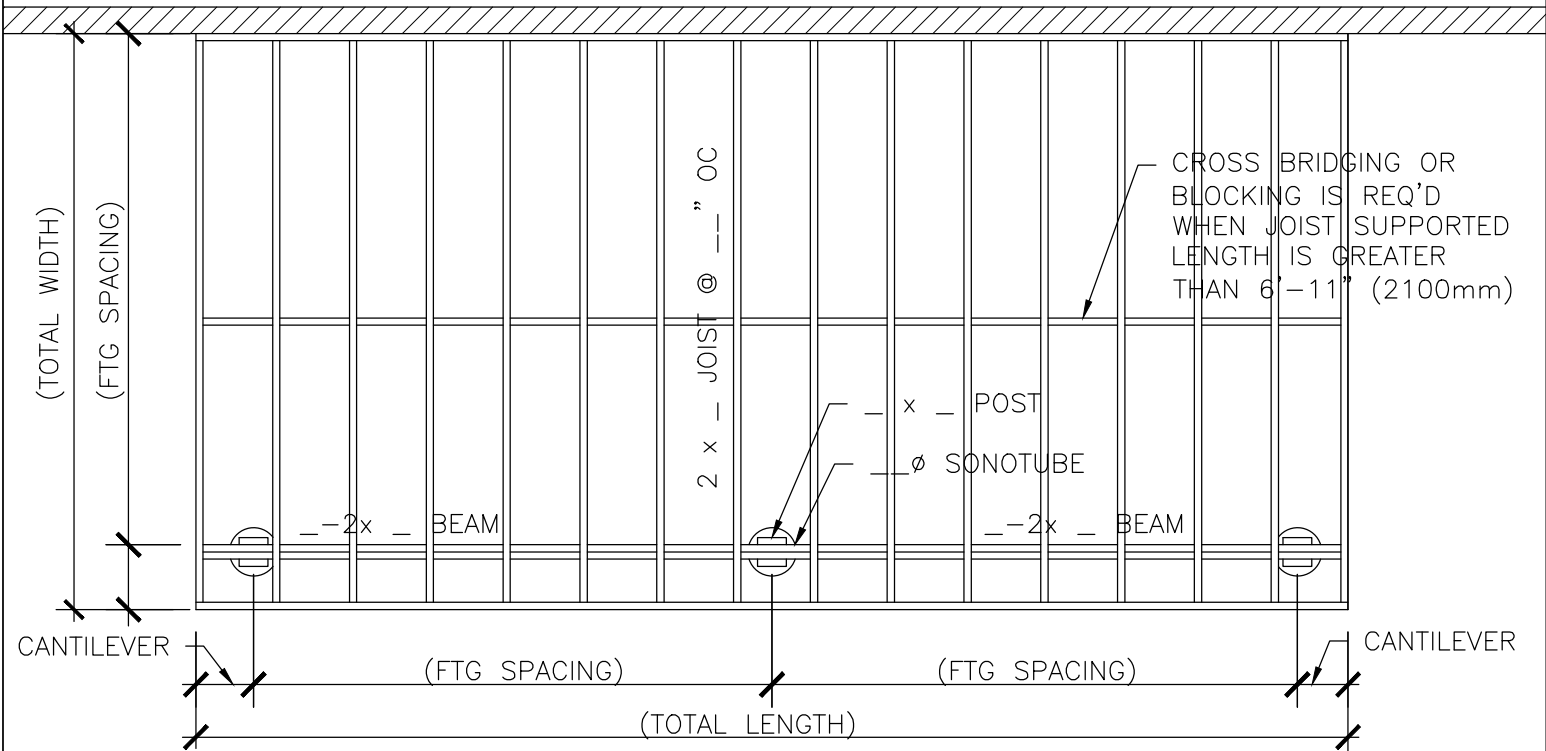
DATE ISSUED:
JAN 2013

RESIDENTIAL DECK FRAMING

SCALE:
NTS

PAGE NO.:
D 1

EXISTING HOUSE



2-PLY WOODEN BEAMS

SUPPORTED LENGTH	2X8	2X10	2X12
4'-0"	11'-7"	14'-10"	17'-4"
6'-0"	9'-10"	12'-1"	14'-0"
8'-0"	8'-7"	10'-6"	12'-3"
10'-0"	7'-8"	9'-4"	10'-8"

3-PLY WOODEN BEAMS

8'-0"	10'-8"	13'-0"	15'-1"
10'-0"	9'-6"	11'-8"	13'-6"

TYPE OF LUMBER

- ☐ CEDAR
☐ PRESSURE TREATED
☐ OTHER _____

MAXIMUM FLOOR JOIST SPANS

JOIST SIZE	MAX SPAN	MAX CANTILEVER
2x8 @ 12" OC	12'-6"	1'-4"
2x8 @ 16" OC	11'-9"	1'-4"
2x8 @ 24" OC	10'-9"	1'-4"
2x10 @ 12" OC	14'-7"	2'-0"
2x10 @ 16" OC	13'-8"	2'-0"
2x10 @ 24" OC	12'-10"	2'-0"
2x12 @ 12" OC	16'-5"	2'-0"
2x12 @ 16" OC	15'-5"	2'-0"
2x12 @ 24" OC	14'-6"	2'-0"

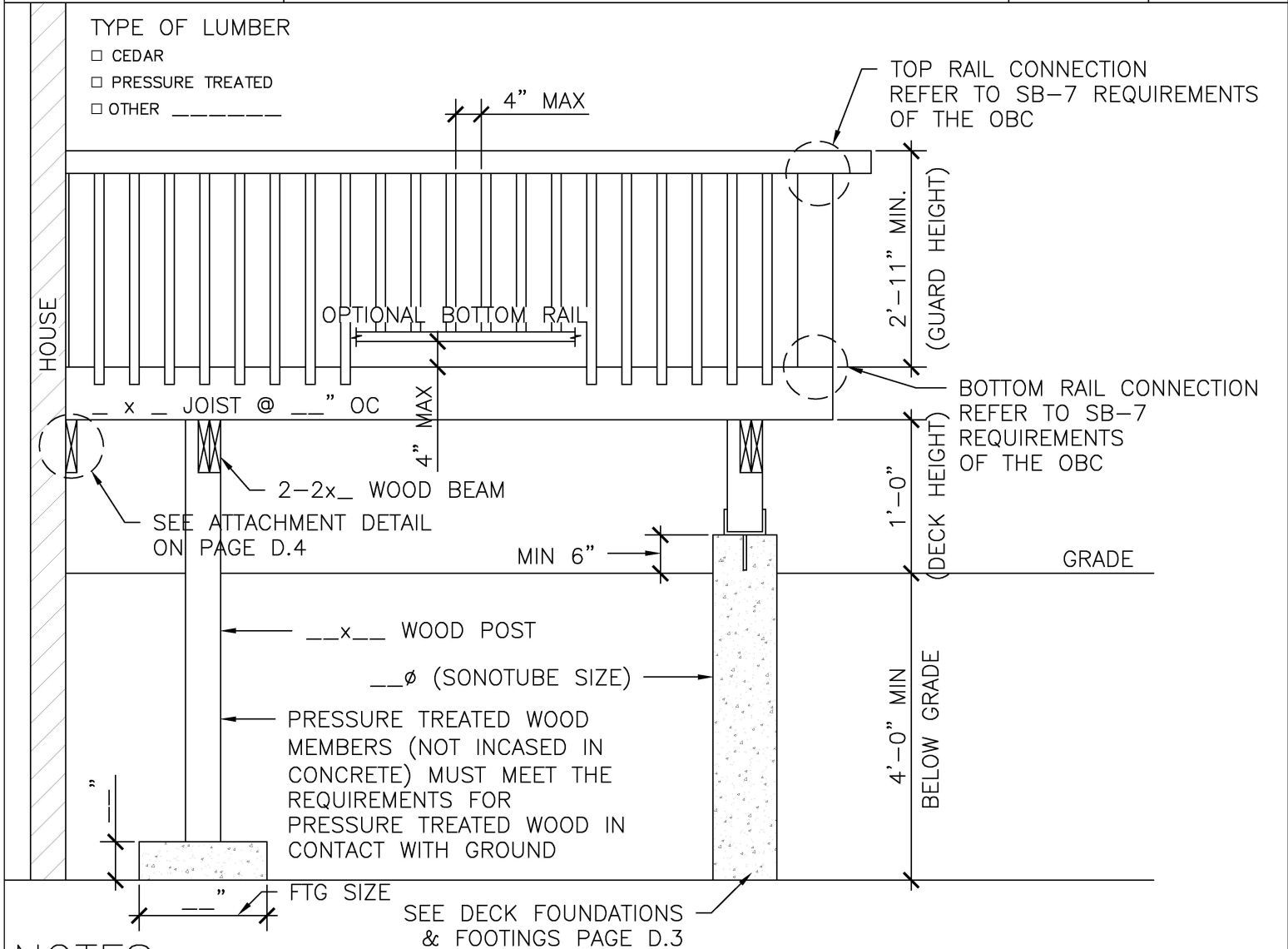
NOTES:

- SUPPORTED JOIST LENGTH IS HALF THE SPAN OF THE JOISTS, PLUS THE CANTILEVER
- 6x6 COLUMNS MUST BE USED IF DECK IS MORE THAN 5'-11" OFF THE GROUND
- JOISTS MUST EXTEND AWAY FROM THE CANTILEVER 6 TIMES THE LENGTH OF THE CANTILEVER

TOWNSHIP OF SOUTH-WEST OXFORD

BUILDING DEPARTMENT

DATE ISSUED: JAN 2013	RESIDENTIAL DECK FRAMING	SCALE: NTS	PAGE NO.: D 2
--------------------------	--------------------------	---------------	------------------



NOTES:

– 6x6 WOOD POSTS MUST BE USED IF DECK IS MORE THAN 5'-11" OFF THE GROUND

GUARD REQUIREMENTS— OBC REFERENCE 9.8.8.

– GUARD IS REQUIRED WHEN THE DIFFERENCE IN ELEVATIONS IS GREATER THAN 23-5/8" (600mm)

– THE HEIGHT OF GUARD SHALL BE MIN. 2'-11" (900mm) HIGH, UNLESS THE WALKING SURFACE SERVED BY THE GUARD IS NOT MORE THAN 5'-11" (1800mm), THEN THE GUARD SHALL BE A MIN. 3'-6" (1070mm)

– IF GLASS IS TO BE USED IN GUARDS IT MUST BE SAFETY GLASS OF THE LAMINATED OR TEMPERED TYPE AND MUST CONFORM TO CAN/CGSB-12.1M "TEMPERED OR LAMINATED SAFETY GLASS" OR, WIRED GLASS CONFORMING TO CAN/CGSB-12.11-M "WIRED SAFETY GLASS"

– NO HORIZONTAL MEMBERS BETWEEN 5-1/2" (140mm) AND 2'-11" (900mm) ABOVE THE TOP OF DECK TO FACILITATE CLIMBING

TOWNSHIP OF SOUTH-WEST OXFORD

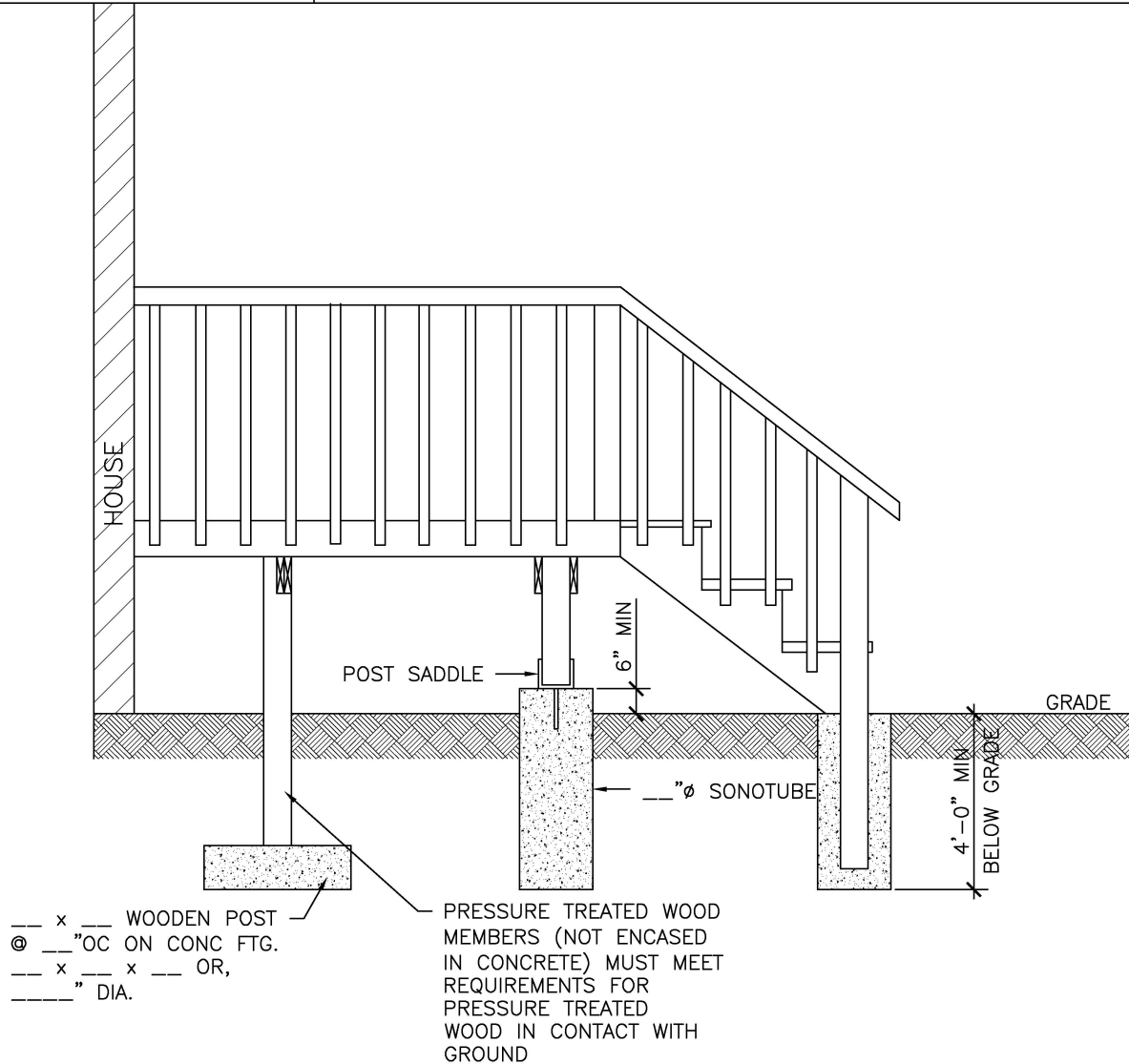
BUILDING DEPARTMENT

DATE ISSUED:
JAN 2013

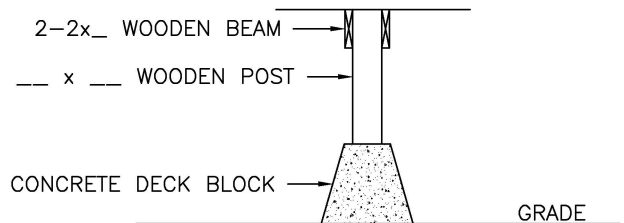
RESIDENTIAL DECK FRAMING

SCALE:
NTS

PAGE NO.:
D 3



MIN FTG SIZES		
SUPPORTED AREA SQ.M (SQ.FT)	MIN. DIA. mm (in)	MIN. THICKNESS mm (in)
2.4 (26)	200 (8")	100 (4")
3.7 (40)	250 (10")	100 (4")
5.4 (58)	300 (12")	100 (4")
7.4 (80)	350 (14")	127 (5")
9.7 (104)	400 (16")	150 (6")



NOTE:

OBC REFERENCE 9.12.2.2.(7)

DECK BLOCKS CAN BE USED AS FOOTINGS IF:

- THE DECK IS NOT ATTACHED TO THE HOUSE
- THE DECK IS NOT MORE THAN 55sq.m.(592sq.ft)
- NOT MORE THAN ONE STOREY IN BUILDING HEIGHT
- THE DECK DOES NOT SUPPORT A ROOF
- WHERE THE DISTANCE FROM THE FINISHED GRADE TO THE UNDERSIDE OF THE JOISTS ARE NOT MORE THAN 24in (600mm)

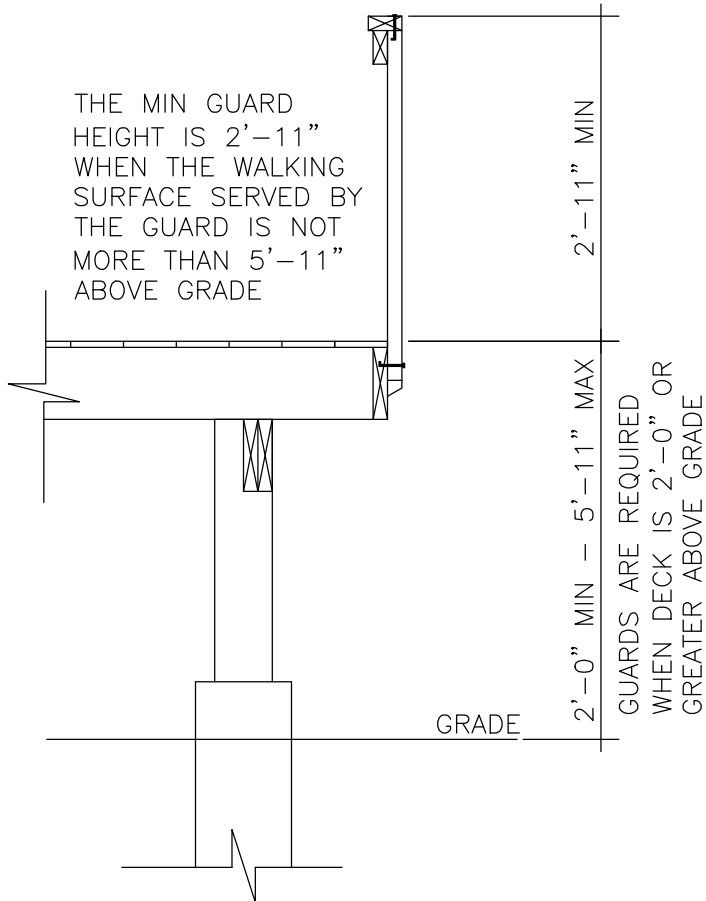
DATE ISSUED:
JAN 2013

REQUIRED GUARD HEIGHTS

SCALE:
NTS

PAGE NO.:
D 4

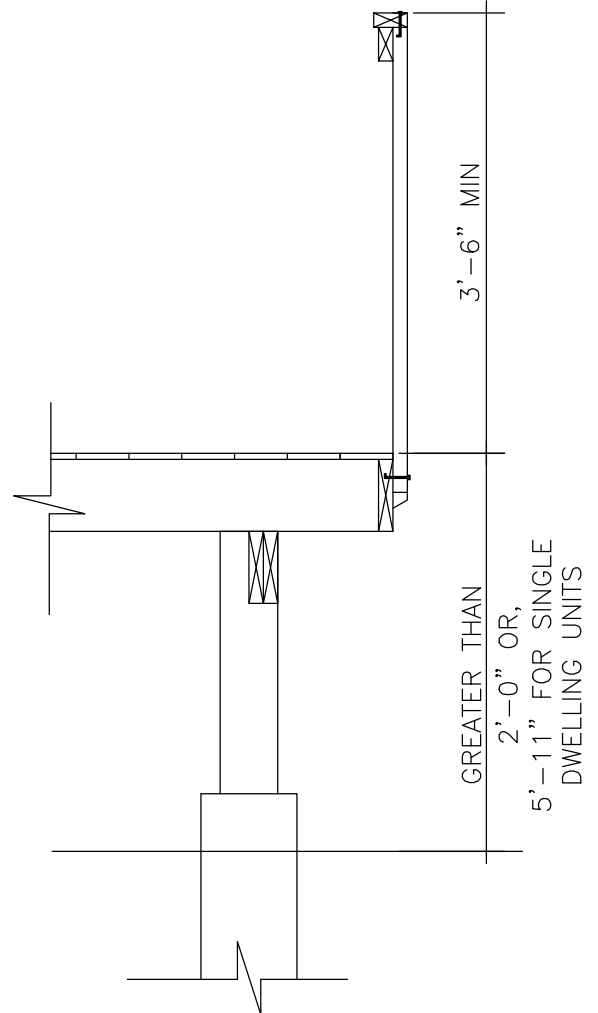
TYPE OF GUARDS SHOWN IN EXAMPLE IS A
CANTILEVERED PICKET – TO SEE DETAILS ON
CONNECTIONS REFER TO SB-7 (DETAILS ED)



SERVING A SINGLE
DWELLING UNIT

NOTE:

NO CLIMBABLE ELEMENTS PERMITTED IN GUARDS
BETWEEN 5-1/2" (140mm) & 2'-11" (900mm)



NOTE:

WHEN SERVING A SINGLE DWELLING UNIT IF THE
WALKING SURFACING IS GREATER THAN 5'-11"
FROM GRADE THEN THE MIN GUARD HEIGHT IS
3'-6" FROM WALKING SURFACE

WHEN SERVING ANY OTHER TYPE OCCUPANCY IF
THE WALKING SURFACE IS 2'-0" FROM GRADE
THEN THE MIN GUARD HEIGHT IS 3'-6" FROM
WALKING SURFACE

NO CLIMBABLE ELEMENTS PERMITTED IN GUARDS
BETWEEN
5-1/2" (140mm) & 2'-11" (900mm) FOR
BOTH SINGLE FAMILY DEWELLINGS & PART 3
BUILDINGS